BL 40

Technical datasheet

BL40-FT-EN-12

Access controlled...
Future secured

Rapid industrial rising barrier for access control over vehicles at medium and wide access points: Industrial sites, traffic management, etc.

STANDARD RAL COLORS

RAL 2000 (*) Orange	RAL 3020 Traffic red	RAL 7016 Anthracite grey	RAL 9010 Traffic white

(*) Standard color. All other colors must be specified when ordering.

Note: These RAL references are available for free.

CONFIGURATIONS

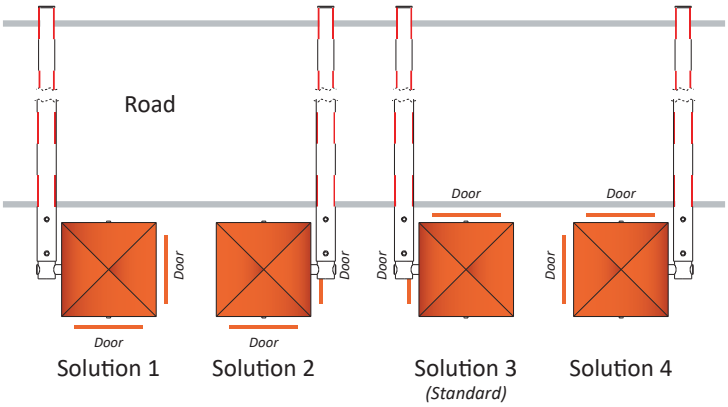

DESCRIPTION

1. Sheet metal body folded and welded, from 3 to 8 mm thick.
2. Lateral and frontal doors with peripheral sealing joint and lock, ensuring easy access to the mechanism.
3. Removable top cover, with lock and key.
4. Left/Right round aluminium arm, lacquered white with red reflective strips, made up of 2 or 3 segments fitting into each other of a diameter of 100 - 90 - 84 mm if longer than 5 m, and guyed with galvanised steel cables if longer than 7 m.
5. Solid driving shaft for the arm, diameter 50 mm, mounted on 2 bearings lubricated for life. The axis exit centred on the housing allows for the easy inversion of the barrier model *(arm to the left or to the right of the housing)*, which allows for 4 configurations also taking into account the position of the doors *(see illustration)*.
6. Electromechanical assembly:
   - Reversible three-phase asynchronous gear motor, ensuring protection of the mechanism in the event of forced lifting of the arm due to fraudulent action.
   - Secondary transmission on gearwheel and sprocket wheel. Maintaining the arm in its two extreme positions *(open and closed)*, as well as during the Stop command, is achieved by means of an electromagnetic brake.
   - Frequency inverter ensuring progressive accelerations and cushioned decelerations, for movement without vibration, direction inversion without jolts *(reopening)* and increased protection of the mechanism.
   - Electronic limitation of the electromechanic assembly torque allowing for the immediate stop of the arm during closing in the event of an obstacle.
   - Inductive limit switches.
   - Balancing of the arm by means of one or more compression springs, depending on the weight of the arm.
7. Lever for manual lifting of the arm *(except for the automatic opening option)*.
8. Parameterisable electronic control board allowing for various control options and/or additional accessories.
9. Connecting terminal block on the control board, in order to provide:
   - Status of the arm position (open or closed);
   - Status of the presence detectors;
   - Master-slave control of 2 barriers opposite each other *(movement of a barrier controlled by the other barrier)*;
   - ...

STANDARD TECHNICAL SPECIFICATIONS

Electrical power supply	Single-phase230VAC-50/60Hz+ground *(Do not connect to an isolated ground network or a high impedance earthed industrial network.)*
Consumption	450 W
Motor	Three-phased asynchronous 250W
Reversible ring and pinion speed reducer, service factor 1.2	
Useful arm length (L)	3 to 8 m, in increments of 0.5 m
Operation not hampered by 120 km/h winds	
Ambient operating temperature	Between -20 and +50°C *(without optional heating)*
Tolerated relative humidity	95% without condensation
Minimum opening/ closing time	3.5 s *(adjustable through the control board)*
Net weight	220 kg *(without arm)*
Weight of the arm	20 to 30 kg, depending on length and without options
MCBF *(Mean Cycle Between Failure)*	In compliance with recommended maintenance: **3,000,000** cycles
IP	44
CE	EC compliant

SURFACE TREATMENT

- Zinc-coated internal mechanical parts.
- Complete body *(housing, base plate, cover and doors)*: zinc dusting + epoxy structured paint.

  Total thickness of the surface treatment exceeds 160 µm.

WORK TO BE SUPPLIED BY THE CUSTOMER

- Adapted ground fastening
- Power supply
- Wiring towards eventual external peripherals.

Note: comply with the installation drawing (CH6943-GB).

OPTIONAL

1. Articulated round arm.
2. Rigid aluminum skirt.
3. Aluminum folding fence.
4. Automatic opening of the arm in case of power failure.
5. Locking the arm in opened and/or closed position.
   The reaction in case of power cut *(locked or not)* must be specified when ordering.
6. Double limit switches for information on the arm status in the event of power failure.
7. Tip support: fixed height tip, adjustable tip, electromagnetic tip, antivandalism tip, antivandalism + electromagnetic tip, folding tip and electrically lockable tip.
8. Support leg for fence and aluminum skirt *(if no tip support)*.
9. Rotating base with breaker pin in case of impact and report of housing position by dry contact.
10. Anti-vandalism belt, protection of the doors and hood.
11. Hood and door intrusion information *(by dry contact)*.
12. Push-button box.
13. Fireman emergency opening - antivandalism.
14. Programmable clock *(weekly or yearly)*.
15. Lockable switch on housing.
16. Radio transmitter/receiver.
17. Detection loop.
18. Presence detector for inductive loops.
19. Photoelectric cell for opening, closing or automatically stopping the barrier arm.
20. Cell support post.
21. Fixating of the cell.
22. Electronic board for input/output CAN.
23. Totaling counter with reset button.
24. Leds on arm.
25. Traffic lights (led) - alone or fixed on barrier.
26. Support post for traffic lights.
27. AS1049 card for third-party traffic signs.
28. Acoustic alarm 100 dB (±5) - fixed inside.
29. Aluminium traffic sign (Ø 300 mm).
30. LED flashing light on cover for arm movement signalisation.
31. Anti vandalism leds on hood.
32. Non standard RAL color.
33. Treatment for aggressive saline environment *(Recommended when the barrier is installed within 10 km of the coast and may be subject to salt attack): sandblasting + Alu Zinc plating 80µm outside (40µm inside) + polyzinc 80µm + 80µm powder paint)*.
34. Raised base
35. 120 VAC - 60 Hz power supply
36. Thermostatic 250 or 500 W heating for operation to -25 or -45°C.

Note: for restrictions on the options, consult the rate table.

With a constant view of adopting the latest technological developments, Automatic Systems reserves the right to amend the information above, at any time.

STANDARD DIMENSIONS (mm)

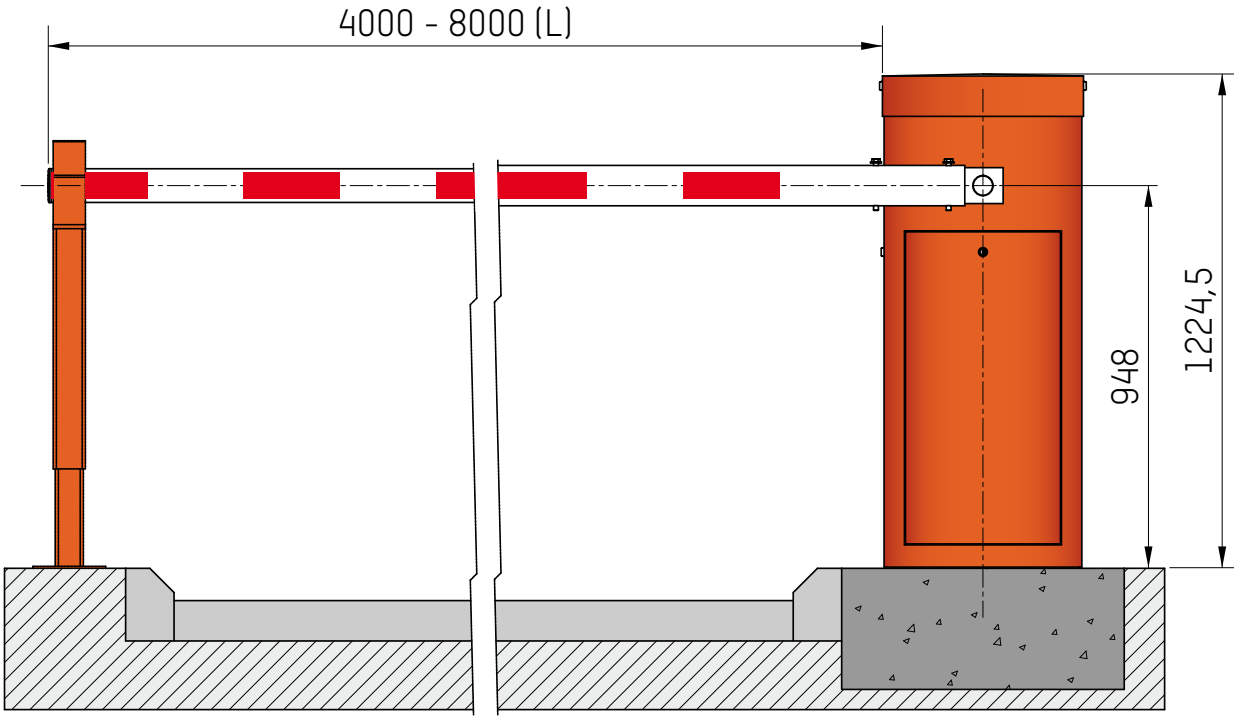

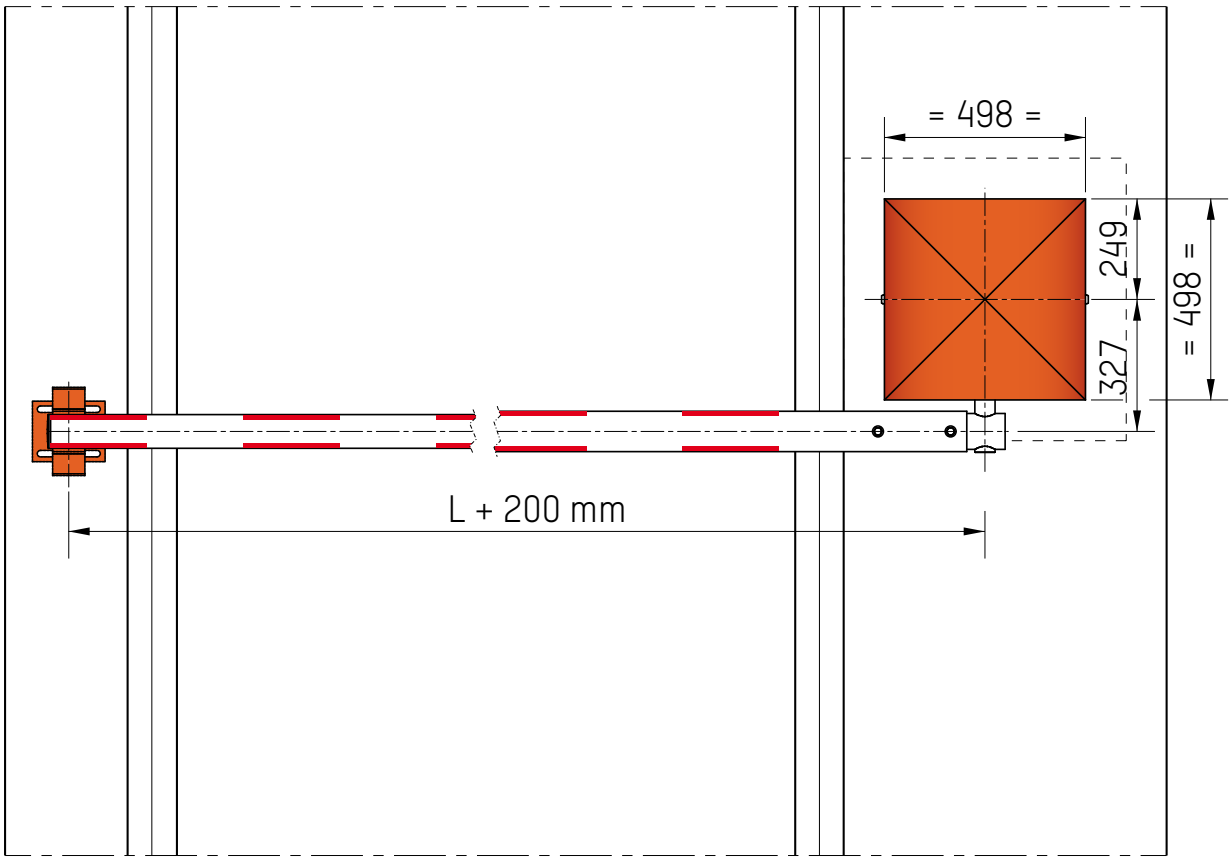

With a constant view of adopting the latest technological developments, Automatic Systems reserves the right to amend the information above, at any time.

International & Headquarters

Automatic Systems SA
5 avenue Mercator
1300 Wavre - Belgique
Tel.: +32.(0)10.23.02.11
Email: sales.asgroup@automatic-systems.com

Belgium

Automatic Systems SA (Bruxelles & Wallonie)
5 avenue Mercator
1300 Wavre - Belgique
Tel.: +32.(0)10.23.02.11
Email: sales.be@automatic-systems.com

Automatic Systems Vlaanderen
Prins Boudewijnlaan 17 Unit 9A
2550 Kontich - België
Tel.: +32.(0)3.870.59.59
Email: sales.be@automatic-systems.com

France

Automatic Systems SAS - Persan
22, rue du 8 mai 1945
95340 Persan – France
Tel.: +33.(0)1.30.28.95.50
Email: sales.fr@automatic-systems.com

Automatic Systems SAS - Suresnes
3 Rue Salomon De Rothschild
92150 Suresnes
Tel.: +33.(0)1.41.11.40.20
Email: sales.fr@automatic-systems.com

Automatic Systems SAS - Lyon
Immeuble Le Québec
685, rue Juliette Récamier
69970 Chaponnay - France
Tel.: +33.(0)1.30.28.95.50
Email: sales.fr@automatic-systems.com

Spain

Automatic Systems Española SAU
Calle Bolivar, n° 24 Portal B 2° D
28045 Madrid - España
Tel.: +34.(0)91.659.07.66
Email: sales.ca@automatic-systems.com

Automatic Systems Española SAU
Calle Vallés, 52-54 - El Prat de Llobregat
08820 Barcelona - España
Tel.: +34.(0)93.478.77.55

Great Britain

Automatic Systems Equipment UK Ltd.
Units 18 - 19 Babbage House
Northampton Science Park
Kings Park Road
Northampton
NN3 6LG - UK
Tel.: +44 (0)16.04.65.42.10
Email: sales.uk@automatic-systems.com

Canada

Automatic Systems America Inc.
4005 Matte blvd., unit D
Brossard J4Y 2P4 - Canada
Tel.: +1 450 659 07 37
Email: sales.nam@automatic-systems.com

United States

Automatic Control Systems Inc.
45 Rockefeller Plaza, suite 2000
New York City, NY 10111 - USA
Tel.: +1 516 944 94 98
E-mail: sales.nam@automatic-systems.com

With a constant view of adopting the latest technological developments, Automatic Systems reserves the right to amend the information above, at any time.