

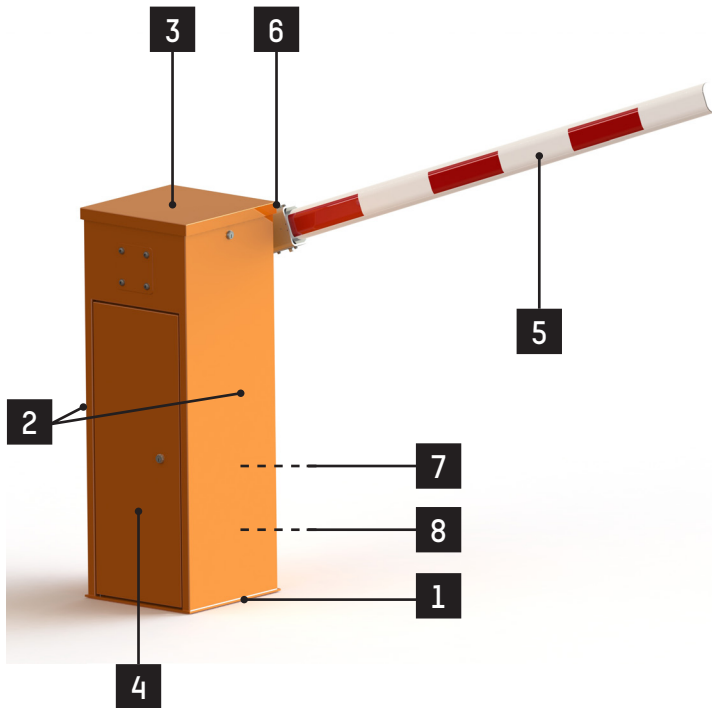
TP 262

Datasheet

Rev. 08 • Update 01/2020

AUTOMATIC
SYSTEMS

TollPlus



The **TollPlus 262** barrier has been specially designed to meet the requirements of the toll market.

Its **high-speed performance**, from 0.6 seconds in continuous operation, allows **easy traffic management**, even in peak periods (*up to 50 vehicles per minute*).

The **TollPlus 262** barrier is simple to install and, because of its **rugged (20,000 cycles/day) and reliable design**, it requires **low maintenance**.

Its **small size** and access to the mechanism and to the equipment located to the opposite of the highway allow to perform maintenance operations safely.

Modular up to 4 meters, the **TollPlus 262** barrier has a wide range of options and accessories.

STANDARD EQUIPMENT

1. Steel base, 5mm thickness, with anti-rust treatment, RAL 2000 polyester paint finishing and rubber sealing joint.
2. Steel housing, 3 mm thickness, with anti-rust treatment and RAL 2000 polyester paint finishing.
3. Aluminium steel hood with anti-rust treatment and RAL 2000 polyester paint finishing.
4. Steel door (*at side*), 2 mm thickness, with anti-rust treatment and RAL 2000 polyester paint finishing.
5. Aluminium oval arm, 80 x 54 mm, white laquered (*RAL 9010*), with red reflective stripes and extremity cap. Arm swing-off system with swing-off sensor.
6. Main shaft directly driven by the gear motor eliminating all complicated adjustments and risk of additional breakdown.
7. Electromechanical assembly including:
 - Three-phase reversible gear motor with brake, lubricated for life, ensures the perfect protection of the mechanism in case of malicious forced lifting.
 - Auto-aligning bearing block lubricated for life.
 - Variable frequency drive ensuring progressive accelerations, short circuit protection, grounding, overcurrent and thermal protection of the gear motor.
 - Electronic torque limitation of the electromechanical assembly allows an immediate stopping of the boom during closing in case of an obstacle.
 - Balancing of the arm by means of compensating springs, according to the weight of the boom.
 - Automatic opening of the boom in case of power failure with spring anti-drop system.
8. Programmed control logic board according customer specifications with adjustable end of movement period. Information provided:
 - Boom up position.
 - Boom down position.
 - Boom swing-off status.
 - Other information on request.



STANDARD TECHNICAL SPECIFICATION

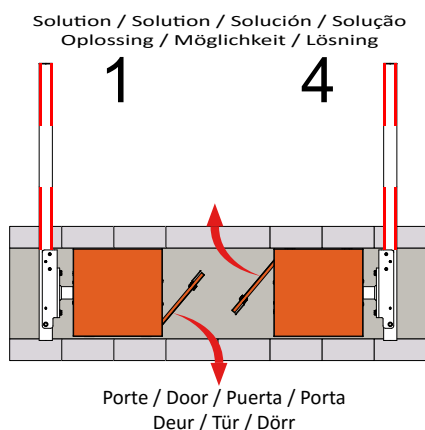
Electrical power supply	Single-phase 230 VAC - 50/60 Hz + ground <i>Note: not to be connected to an isolated ground network or a high impedance earthed industrial network.</i>
Consumption	During motion: 450 W max. At rest: 44 W <i>(Depending of options)</i>
Motor	Tree-phased 230 V/250 W
Free passage (L)	from 2.5 to 4 m
Operating time	Adjustable from 0.6 to 2.5 s <i>(Allowing the passage of 50 vehicles/min.)</i>
Operating temperature	From -25 o +60°C
Relative humidity	95% max, without condensation
MCBF	10.000.000 <i>(Mean cycles between failures, when respecting recommended maintenance.)</i>
Weight	100 kg <i>(without arm)</i>
Protection index	IP55
CE	Conform to European standards.

WORK TO BE SUPPLIED BY THE CUSTOMER

- Adapted ground fastening.
- Power supply.
- Wiring towards eventual external peripherals.

Note: comply with the installation drawing

CONFIGURATIONS

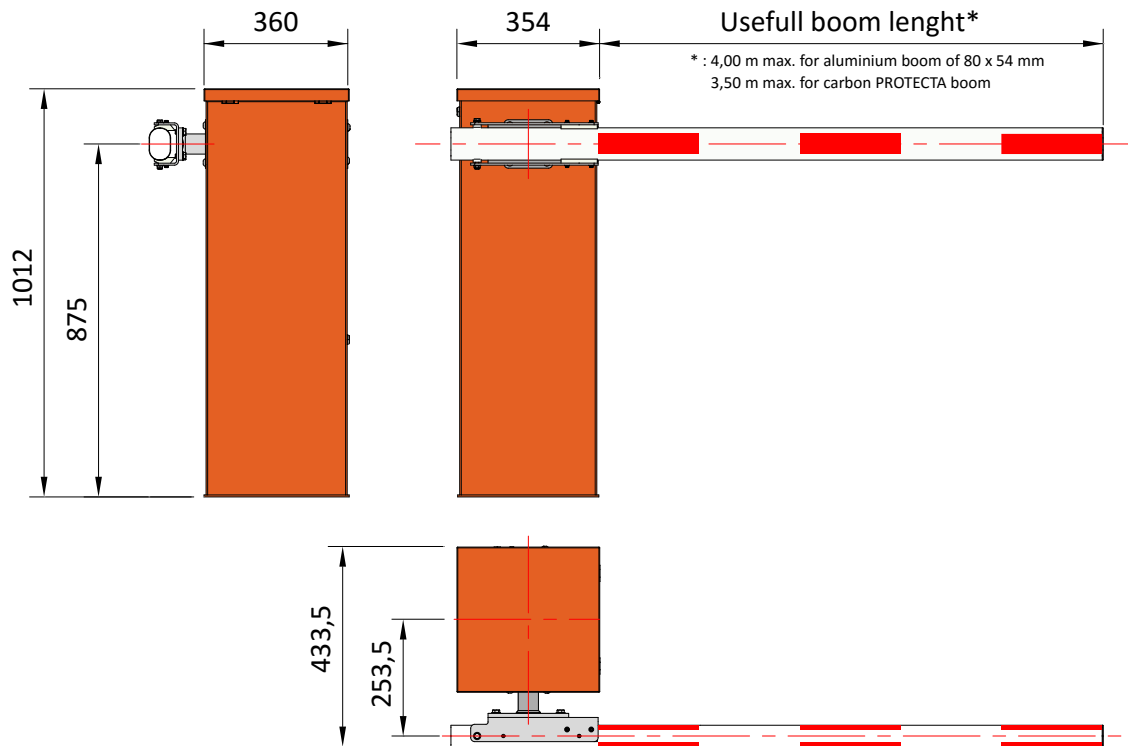


OPTIONAL

1. Protecta® boom in carbon fibre (polyurethane sheath and sleeve in marine-variety fibre fabric).
2. Automatic re-hinging device with Protecta® boom.
3. Polystyrene protection for aluminium boom.
4. Hood & door intrusion information *(Dry contact)*.
5. Push buttons box.
6. 3 positions commutator on housing.
7. Key switch on housing *(Automatic / locked open / locked closed)*.
8. Vehicle detection loop.
9. Presence detector for detection loop.
10. Photoelectric cell for closing-safety.
11. Cell support post.
12. Cell assembly on housing.
13. Ultrasonic detector inside the barrier.
14. Extension card for inputs, outputs and Presence detector connector.
15. Totalling counter *(without or with Reset)*.
16. LED traffic lights (Ø 200 mm).
17. LED traffic lights (Ø 200 mm) with acoustic and visual alarm.
18. Support post for traffic lights.
19. Other RAL color.
20. Treatment for aggressive saline environment.
21. Raised base.
22. Power supply 120 V - 50/60 Hz.
23. Thermostatic heater for operation down to -45°C.

Note: for restrictions on the options, consult the rate table.

GENERAL DIMENSIONS (MM)



Headquarters

Avenue Mercator, 5
1300 Wavre - Belgium



✉ helpdesk.as@automatic-systems.com



☎ +32.(0)10.23.02.11



🌐 www.automatic-systems.com

